

NOTES:

1. THE FOLLOWING TABLE DESIGNATES THE KIT CONFIGURATIONS:

CONFIG	COUNTER / TC	INSTALLATION
-001	COUNTER	FACTORY-INSTALLED DURING COUNTER ASSEMBLY
-002	TC	FACTORY-INSTALLED DURING TC ASSEMBLY
-003	COUNTER	CUSTOMER-INSTALLED RETROFIT KIT
-004	TC	CUSTOMER-INSTALLED RETROFIT KIT
-005	TC CORRECTED MAG. ONLY	FACTORY-INSTALLED DURING TC ASSEMBLY
-007	TC 10/10; 100/100	FACTORY-INSTALLED DURING TC ASSEMBLY
-008	TC 10/10; 100/100	CUSTOMER-INSTALLED RETROFIT KIT
-009	TC CORRECTED MAG. ONLY 10/10; 100/100	FACTORY-INSTALLED DURING TC ASSEMBLY
-010	TC CORRECTED MAG. ONLY	CUSTOMER-INSTALLED RETROFIT KIT
-011	TC CORRECTED MAG. ONLY 10/10; 100/100	CUSTOMER-INSTALLED RETROFIT KIT

										BILL OF MATERIAL			
QTY	QTY	QTY	QTY	QTY	QTY	QTY	QTY	QTY	QTY	ITEM	PART NO.	TITLE	DETAIL
-	2	-	-	-	2	2	-	2	-	1	A009990-001	WASHER, 1/8" SHAFT	
-	5	-	10	-	-	10	5	-	-	2	A011813-001	RING, RETAINING, 1/8" SHAFT	
-	1	-	1	1	1	2	1	2	1	3	A012663-001	MAGNET, MALE-D FLAT	
-	1	-	-	-	1	1	-	1	-	4	A013114-001	BUSHING, 1/8" SHAFT	
-	-	-	-	-	-	1	-	1	-	5	A053678-000	SPACER, ODOMETER	
1	-	1	1	1	-	-	-	-	-	1A	A013280-001	WASHER, TEFLON	
1	-	1	1	1	-	-	-	-	-	6	A054887-000	MAGNET, MALE	
10	-	1	10	1	-	-	-	-	-	7	A010785-002	RETAINER	
-	-	-	1	1	-	-	-	-	-	8	A055149-001	SHIELD, MAGNET	
1	-	1	1	1	-	-	-	-	-	9	A054889-000	15T GEAR	
1	1	1	1	1	1	1	1	1	1	10	A055349-000	LABEL, PULSER READY	
-	-	1	-	-	1	1	-	1	-	11	A053425-000	WASHER, ACCESSORY	
2	-	2	3	3	-	-	1	-	1	12	A013280-002	WASHER, TEFLON .050 THK.	
-	-	-	1	1	-	-	-	-	1	13	A013127-000	WASHER	

THIS DRAWING APPLIES WHEN ADDING THE SOLID STATE PULSER MAGNET(S) TO SERIES 3 COUNTERS AND TEMPERATURE COMPENSATING ACCESSORIES (TCS).

2. FOR FACTORY INSTALLATION THE -001, -002, -005, -007 OR -009 CONFIGURATION OF THIS KIT ARE NEEDED.

WHEN FACTORY-INSTALLING THIS MAGNET KIT, THE RETAINING RING(S) (ITEM NO. 2) USED ARE THE RETAINING RINGS WHICH WOULD HAVE NORMALLY BEEN USED TO RETAIN THE 36 TOOTH AND 72 TOOTH GEARS (SEE ILLUSTRATIONS).

3. FOR CUSTOMER INSTALLATION THE -003, -004, -008, -010 OR -011 CONFIGURATION OF THIS KIT ARE NEEDED.

WHEN FIELD-INSTALLING THIS MAGNET KIT, THE GEAR-TRAIN MUST FIRST BE REMOVED FROM IT'S HOUSING.

FOR -003,-004,-008 ONLY: ONCE THE GEAR-TRAIN IS REMOVED FROM IT'S HOUSING, REMOVE AND DISCARD THE RETAINING RING WHICH IS RETAINING THE 72-TOOTH GEAR. ENSURE THAT THE WASHER UNDERNEATH THIS RETAINING RING REMAINS IN PLACE.

FOR -004,-008,-010,-011: FOR A TEMPERATURE-COMPENSATING ACCESSORY (TC), ALSO REMOVE AND DISCARD THE RETAINING RING THAT IS RETAINING THE 36-TOOTH GEAR. DO NOT REUSE THESE DISCARDED RETAINING RINGS. AFTER THESE RETAINING RINGS ARE REMOVED, INSTALL THE KIT AS ILLUSTRATED.

4. THE MAGNETS (ITEM NO. 3) ARE RETAINED BY THE MAGNETIC ATTRACTION OF THE RETAINING RING (ITEM NO. 2) UNDERNEATH THEM.

REV.	ECN#	BY	DATE
L	11094	DDW	03MAR21
K	8782	---	02NOV06
J	8773	---	04OCT06
H	8666	---	19APR06
*	INTL REL	---	07JAN97


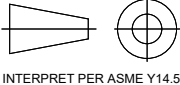
REVISION TABLE

5. WHEN INSTALLING THE RETAINING RING(S) (ITEM NO. 2) SECURE THE SHAFT, THAT THE RETAINING RING IS BEING INSTALLED ONTO, BY SUPPORTING THE SHAFT'S OPPOSITE END.

6. FOR THE -003,-010 CONFIGURATION RETROFIT KIT, THE QUANTITY OF RETAINING RINGS (ITEM NO. 2) ACTUALLY INSTALLED IS ONE. FIVE RETAINING RINGS ARE INCLUDED IN THE KIT FOR CONVENIENCE.

7. FOR THE -004 & -008 CONFIGURATION RETROFIT KIT, THE QUANTITY OF RETAINING RINGS (ITEM NO. 2) ACTUALLY INSTALLED IS TWO. TEN RETAINING RINGS ARE INCLUDED IN THE KIT FOR CONVENIENCE.

8. FOR THE -003,-004,-008,-010 & -011 CONFIGURATION RETROFIT KITS, THE ITEMS LISTED IN THE BILL OF MATERIAL WILL BE PACKAGED AND SHIPPED ALONG WITH THIS DRAWING.

UNLESS OTHERWISE SPECIFIED: DIMENSIONS ARE IN INCHES (mm) CHAMFERS AND FILETS: .03 ANGLES ON CHAMFERS: ±2° REMOVE BURRS AND BREAK SHARP EDGES .015 MAX.		DEFAULT TOLERANCES: XX : ±.01 XXX : ±.005 FRACTION : ±1/64 ANGLE : ±0.5 (30°) MACH. FINISH : 125 μ in		MATERIAL/GRADE: -		WEIGHT: (in lbs.) -	
<p align="center"><b>PROPRIETARY AND CONFIDENTIAL</b></p> <p><small>Copyright 2018 Natural Gas Solutions North America, LLC (NGS) (unpublished work). All rights reserved. The information contained in this document is company confidential and proprietary property of NGS and its affiliates. It is to be used only for the benefit of NGS and may not be distributed, transmitted, reproduced, altered or used for any purpose without the express written consent of NGS.</small></p>							
							
DRESSER MEASUREMENT HOUSTON TX, U.S.A.				GROUP NAME: METERS		SIZE: B	
CAD TOOL: AUTOCAD				DRAWING NAME/DESCRIPTION: KIT, MAGNET		SHEET 1 OF 6	
				CERTIFICATION: (CSA/UL/ATEX/IECEx) <input type="checkbox"/> Y <input checked="" type="checkbox"/> N		DATE: 20AUG96	
				PART/DRAWING NUMBER: 054190-090		REV.: L	

1

2

3

4

D

D

C

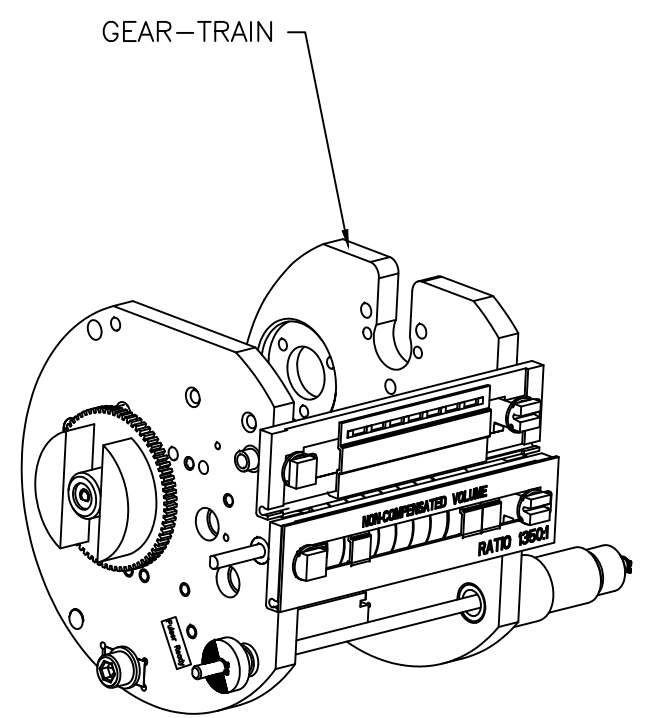
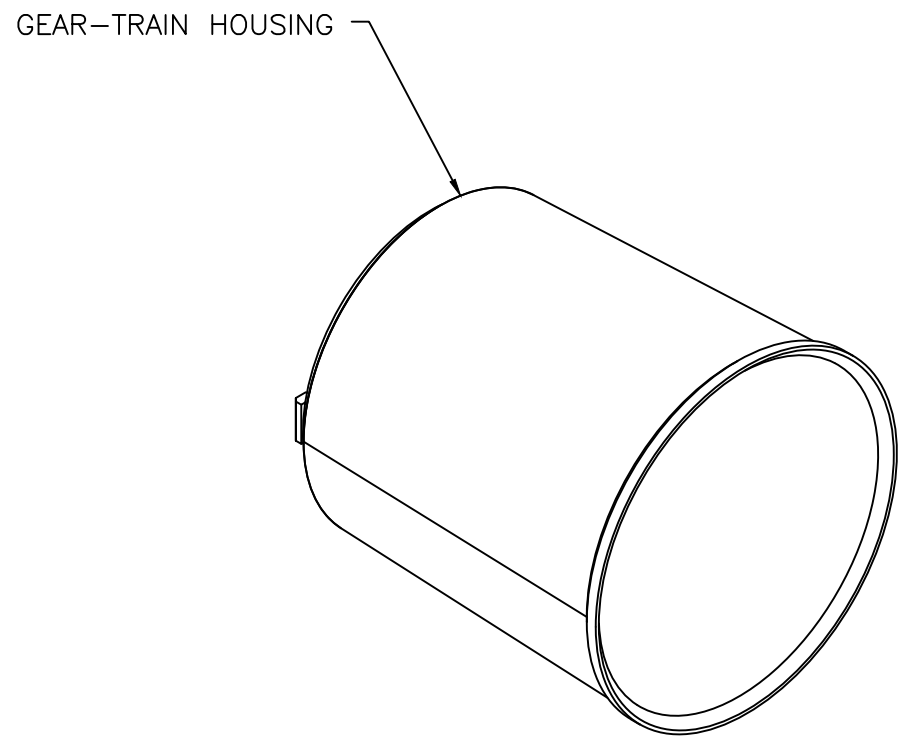
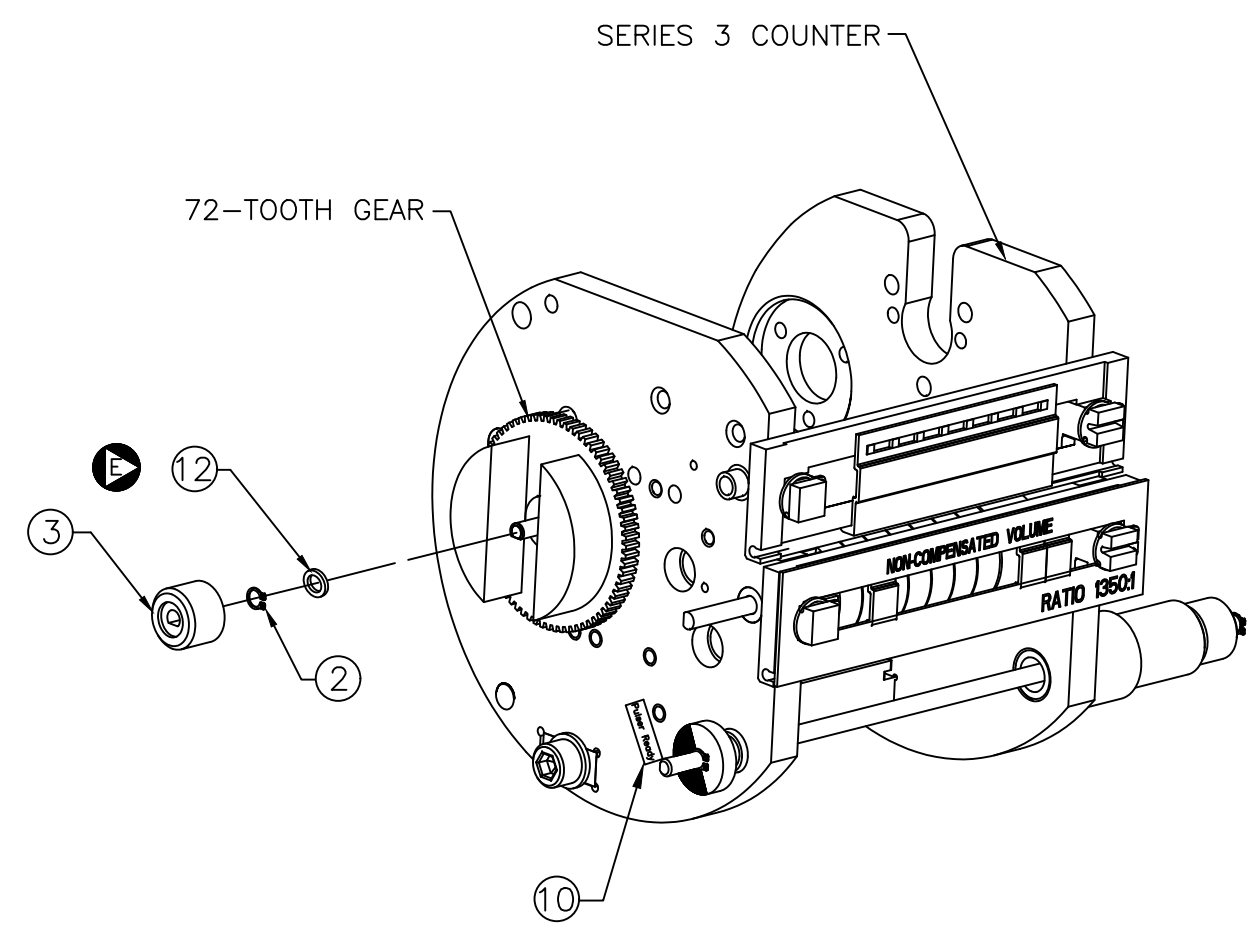
C

B

B

A

A



FOR -001 AND -003 CONFIG. ONLY (COUNTER)

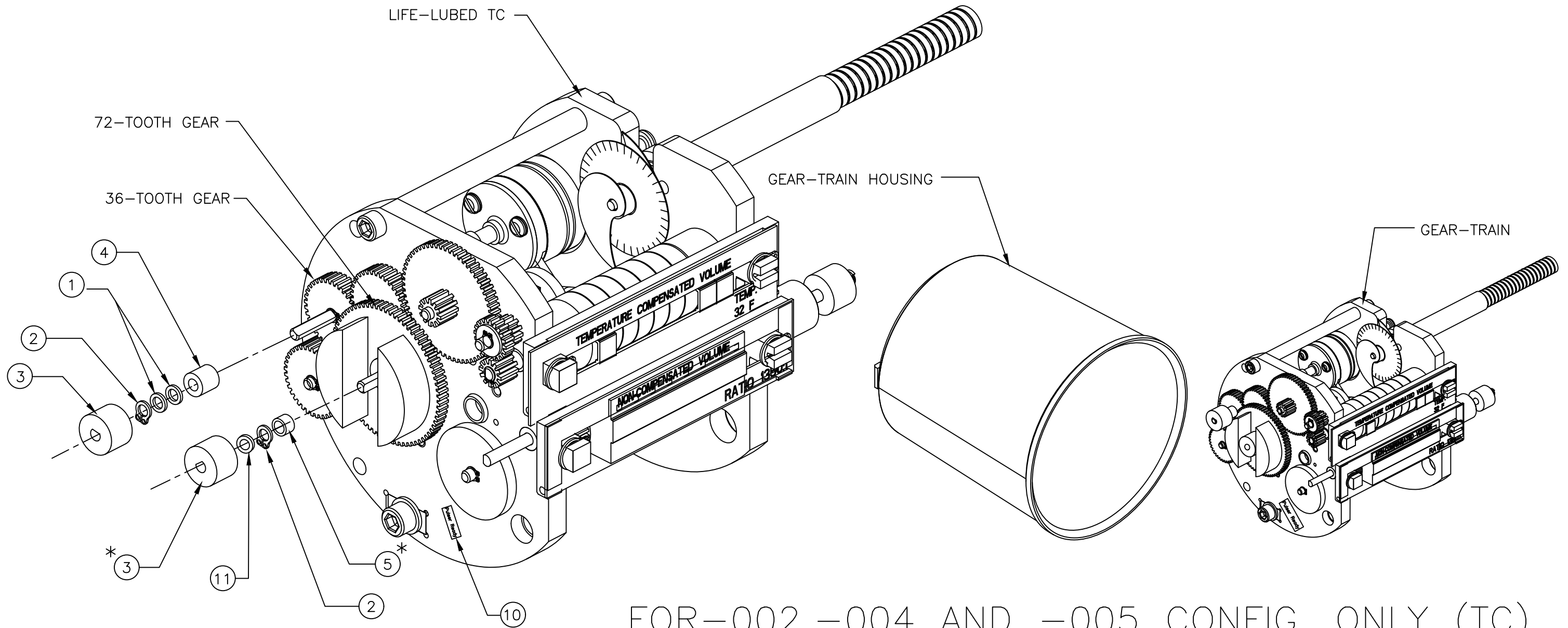
<b>PROPRIETARY AND CONFIDENTIAL</b> <small>Copyright 2018 Natural Gas Solutions North America, LLC ("NGS") (unpublished work). All rights reserved. The information contained in this document is company confidential and proprietary property of NGS and its affiliates. It is to be used only for the benefit of NGS and may not be distributed, transmitted, reproduced, altered or used for any purpose without the express written consent of NGS.</small>		DRAWING NAME/DESCRIPTION:	
		KIT, MAGNET	
		SOLID-STATE PULSER	
DRESSER MEASUREMENT HOUSTON TX, U.S.A.		SERIES 3	
		CERTIFICATION: (CSA/UL/ATEX/IECEx) <input type="checkbox"/> Y <input checked="" type="checkbox"/> N	
GROUP NAME:	SIZE	DWN   CHK   APP   DATE	SHEET 2 OF 6
METERS		JDM   JHD   THL   20AUG96	NTS
CAD TOOL:	B	PART/DRAWING NUMBER:	
AUTOCAD		054190-090	
		REV.	L

1

2

3

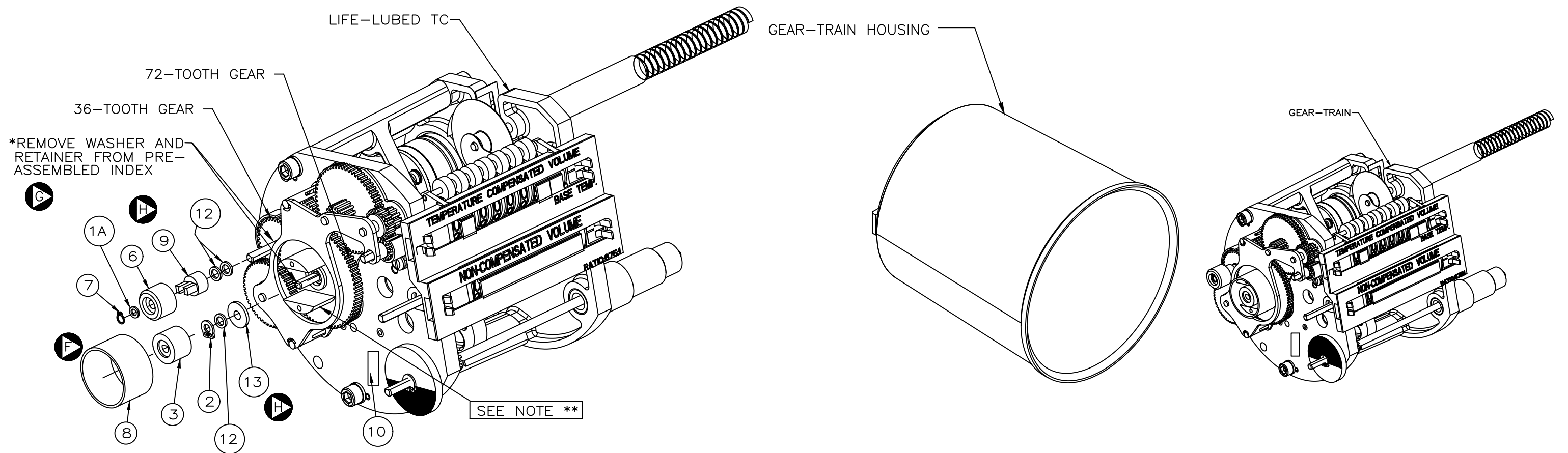
4



FOR-002,-004 AND -005 CONFIG. ONLY (TC)

NOTE:  
 \* FOR -005, DO NOT INSTALL THESE TWO ITEMS

<b>PROPRIETARY AND CONFIDENTIAL</b> <small>Copyright 2018 Natural Gas Solutions North America, LLC ("NGS") (unpublished work). All rights reserved. The information contained in this document is company confidential and proprietary property of NGS and its affiliates. It is to be used only for the benefit of NGS and may not be distributed, transmitted, reproduced, altered or used for any purpose without the express written consent of NGS.</small>		DRAWING NAME/DESCRIPTION: ---											
<b>DRESSER</b> UTILITY SOLUTIONS		KIT, MAGNET											
INTERPRET PER ASME Y14.5		SOLID-STATE PULSER											
GROUP NAME: METERS		SERIES 3											
SIZE: B		CERTIFICATION: (CSA/UL/ATEX/IECEX) <input type="checkbox"/> Y <input checked="" type="checkbox"/> N											
DRESSER MEASUREMENT HOUSTON TX, U.S.A.		<table border="1"> <tr> <td>DWN</td> <td>CHK</td> <td>APP</td> <td>DATE</td> <td>SHEET 3 OF 6</td> </tr> <tr> <td>JDM</td> <td>JHD</td> <td>THL</td> <td>20AUG96</td> <td>NTS</td> </tr> </table>		DWN	CHK	APP	DATE	SHEET 3 OF 6	JDM	JHD	THL	20AUG96	NTS
DWN	CHK	APP	DATE	SHEET 3 OF 6									
JDM	JHD	THL	20AUG96	NTS									
CAD TOOL: AUTOCAD		PART/DRAWING NUMBER: 054190-090											
		REV. L											



FOR-007, AND -008 CONFIG. ONLY (TC)

NOTE:

- F** \*\* Apply glue (Loctite 415) on the outside surface of 72-tooth gear when installing item 8. For -008 Apply Loctite A013356-000 instead.
- C**

<b>PROPRIETARY AND CONFIDENTIAL</b> <small>Copyright 2018 Natural Gas Solutions North America, LLC ("NGS") (unpublished work). All rights reserved. The information contained in this document is company confidential and proprietary property of NGS and its affiliates. It is to be used only for the benefit of NGS and may not be distributed, transmitted, reproduced, altered or used for any purpose without the express written consent of NGS.</small>		DRAWING NAME/DESCRIPTION: ---	
<b>DRESSER</b> UTILITY SOLUTIONS		KIT, MAGNET	
INTERPRET PER ASME Y14.5		SOLID-STATE PULSER	
GROUP NAME: METERS		SERIES 3	
SIZE: B		CERTIFICATION: (CSA/UL/ATEX/IECEX) <input type="checkbox"/> Y <input checked="" type="checkbox"/> N	
DRESSER MEASUREMENT HOUSTON TX, U.S.A.		DATE: 20AUG96	
CAD TOOL: AUTOCAD		SHEET 4 OF 6	
		PART/DRAWING NUMBER: 054190-090	
		REV. L	

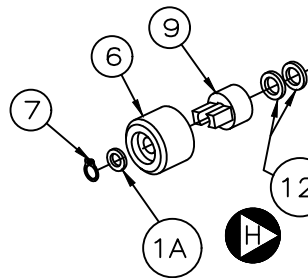
GEAR-TRAIN HOUSING

SERIES 3 TC

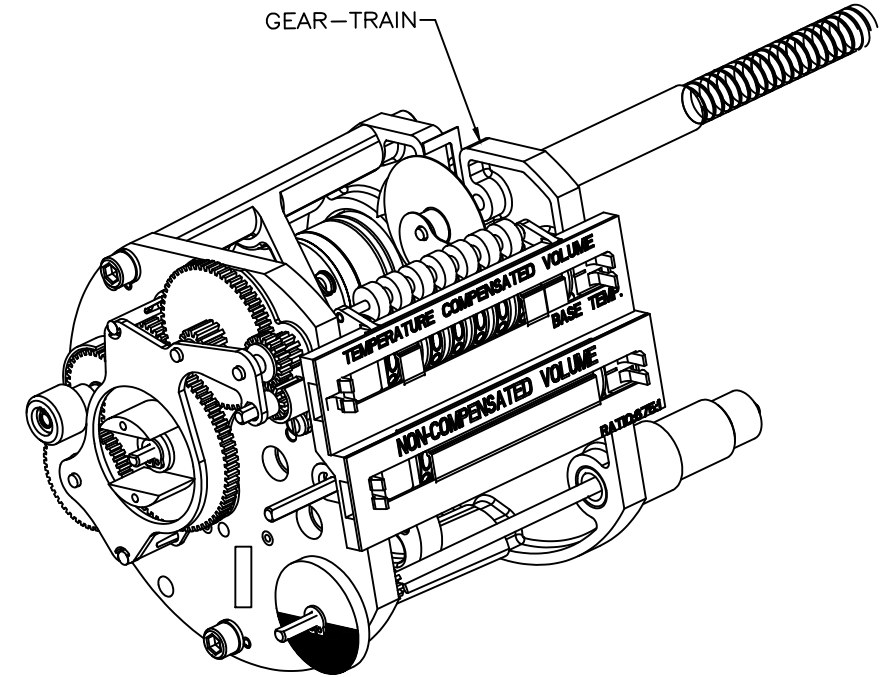
72-TOOTH GEAR

36-TOOTH GEAR

\*REMOVE RETAINER RING FROM PRE-ASSEMBLED INDEX



SEE NOTE \*\*



**D** FOR -009 & -011 CONFIG. ONLY (TC)

NOTE:  
\* FOR -011, THESE ITEMS ALREADY INSTALLED

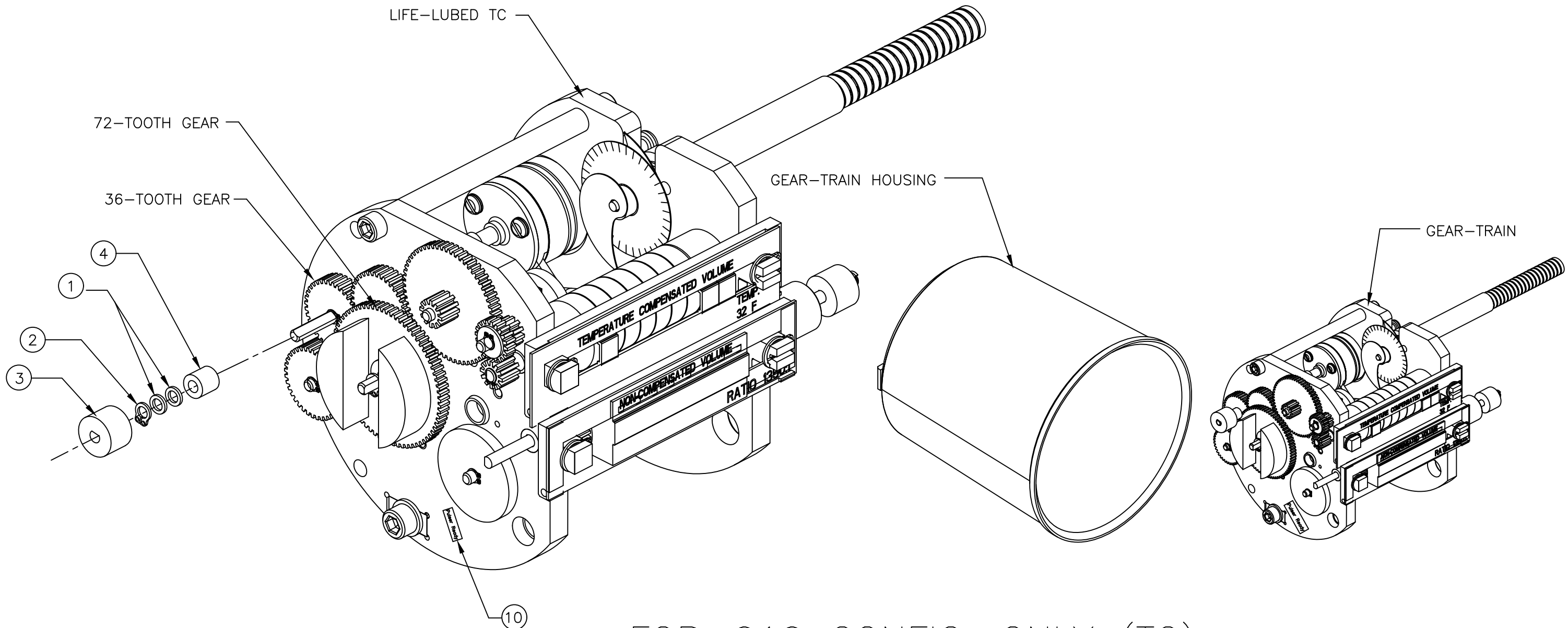
<b>PROPRIETARY AND CONFIDENTIAL</b> <small>Copyright 2018 Natural Gas Solutions North America, LLC ("NGS") (unpublished work). All rights reserved. The information contained in this document is company confidential and proprietary property of NGS and its affiliates. It is to be used only for the benefit of NGS and may not be distributed, transmitted, reproduced, altered or used for any purpose without the express written consent of NGS.</small>		DRAWING NAME/DESCRIPTION: ---	
<b>DRESSER</b> UTILITY SOLUTIONS		KIT, MAGNET	
INTERPRET PER ASME Y14.5		SOLID-STATE PULSER	
GROUP NAME: METERS		SERIES 3	
CAD TOOL: AUTOCAD		CERTIFICATION: (CSA/UL/ATEX/IECEx) <input type="checkbox"/> Y <input checked="" type="checkbox"/> N	
DRESSER MEASUREMENT HOUSTON TX, U.S.A.		DATE: 20AUG96	
SIZE: B		SHEET 5 OF 6 NTS	
PART/DRAWING NUMBER: 054190-090		REV. L	

1

2

3

4



 FOR-010 CONFIG. ONLY (TC)

<b>PROPRIETARY AND CONFIDENTIAL</b> <small>Copyright 2018 Natural Gas Solutions North America, LLC ("NGS") (unpublished work). All rights reserved. The information contained in this document is company confidential and proprietary property of NGS and its affiliates. It is to be used only for the benefit of NGS and may not be distributed, transmitted, reproduced, altered or used for any purpose without the express written consent of NGS.</small>		DRAWING NAME/DESCRIPTION: ---	
<b>DRESSER</b> UTILITY SOLUTIONS		KIT, MAGNET	
INTERPRET PER ASME Y14.5		SOLID-STATE PULSER	
GROUP NAME: METERS		SERIES 3	
SIZE: B		CERTIFICATION: (CSA/UL/ATEX/IECEX) <input type="checkbox"/> Y <input checked="" type="checkbox"/> N	
DRESSER MEASUREMENT HOUSTON TX, U.S.A.		DWN   CHK   APP   DATE   SHEET 6 OF 6 JDM   JHD   THL   20AUG96   NTS	
CAD TOOL: AUTOCAD		PART/DRAWING NUMBER: 054190-090	
		REV. L	